




AWM.
AMAROO
PISA



PISA

The Pisa lounge boasts a sleek design and modular build, offering versatile arrangement options suitable for breakout zones and impromptu meetings. With configurations ranging from one to six modules, including tall back options for enhanced privacy and support, it embodies Pisa’s innovative essence, providing adaptable comfort and style for various environments.



PROUDLY AUSTRALIAN

At AWM Amaroo, our pride and passion drive our dedication to Australian manufacturing. From our design process to final production, we ensure that every product is crafted with 100% Aussie-born quality.

As a locally-based company, we are committed to delivering bespoke products that reflect the excellence of Australian craftsmanship.

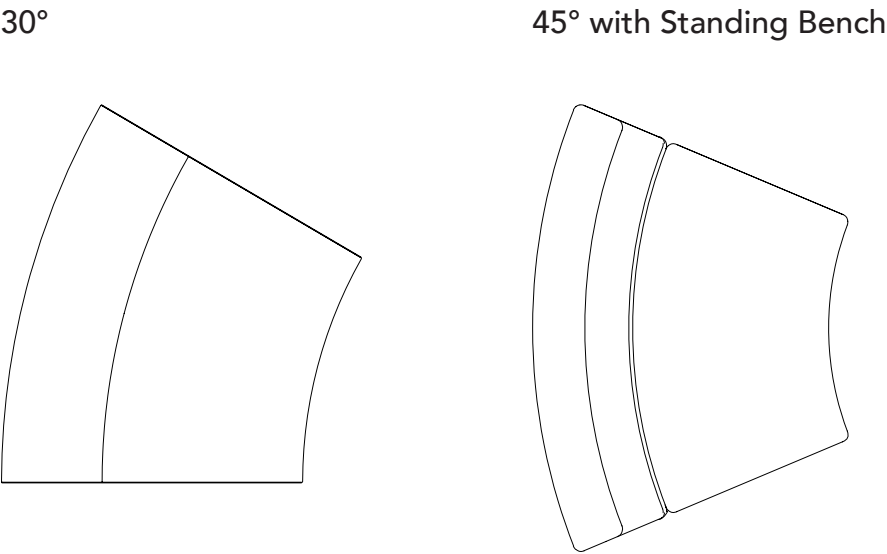
SPECIFICATIONS

Warranty	7 Years*
Lead Time	4 - 6 Weeks
Options	Standard or Tall Back Height 30 or 45 Degrees Seat Shape – Concave or Convex Customisable Upholstery Option for Standing Bench Available in Two-Tone Upholstery
Details	Versatile and Modular Layout Commercial Grade High Density Foam Plywood Frames

Fabric Range



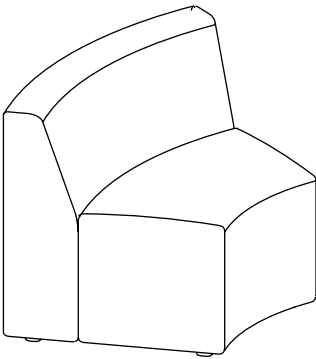
Seat Shape



STANDARD CONFIGURATIONS

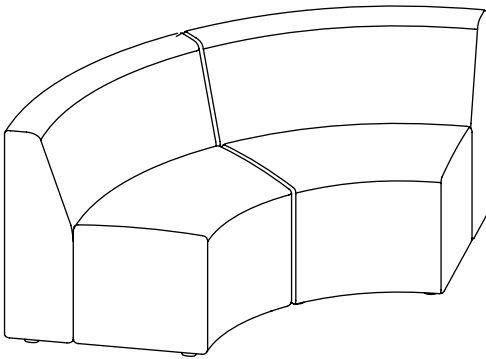
One Piece 45°- Standard Height

Dimensions	SD	450mm
	SH	555mm



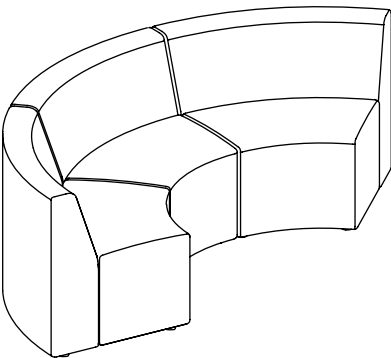
Two Piece 90°- Standard Height

Dimensions	W	1940mm
	D	900mm
	H	720mm
	SH	555mm



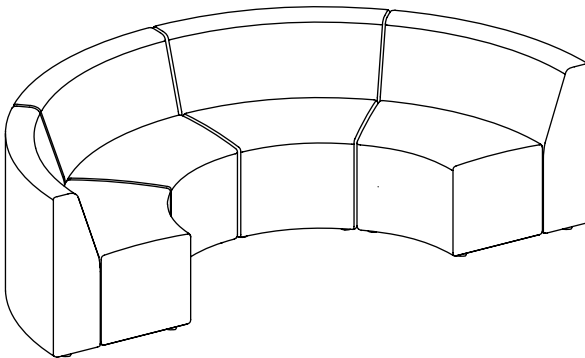
Three Piece 135°- Standard Height

Dimensions	W	3150mm
	D	1360mm
	H	720mm
	SH	555mm



4 Piece 180° - Standard Height

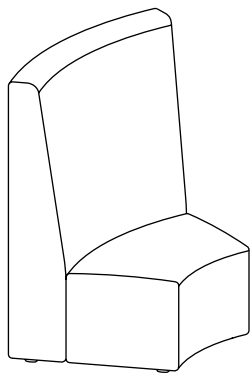
Dimensions	W	3400mm
	D	2910mm
	H	720mm
	SH	555mm



* The warranty on fabrics and foam is limited to that given by the manufacturer, agent or supplier
AWM.NET.AU

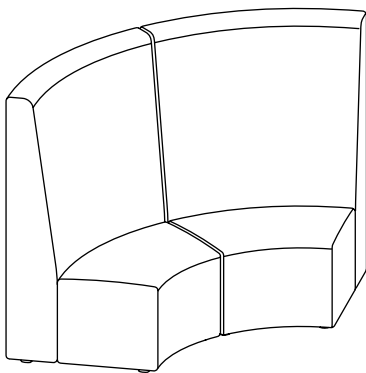
One Piece 45°- Tall Height

Dimensions	SD	450mm
	SH	555mm



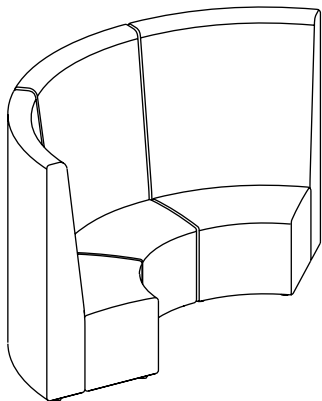
Two Piece 90°- Tall Height

Dimensions	W	1940mm
	D	900mm
	H	770mm
	SH	555mm



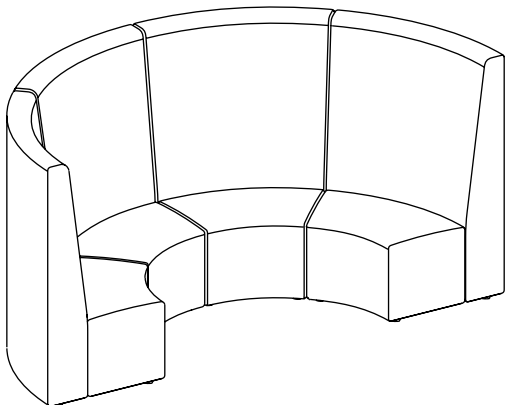
Three Piece 135°- Tall Height

Dimensions	W	2250mm
	D	1110mm
	H	770mm
	SH	555mm



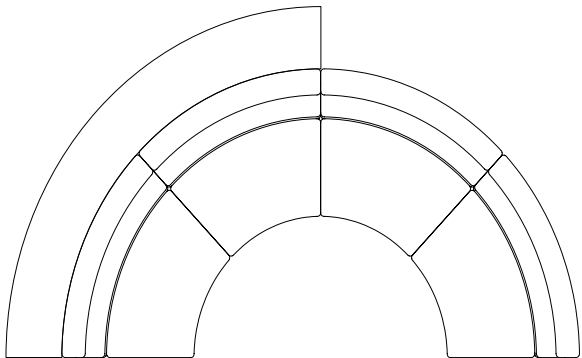
4 Piece 180° - Tall Height

Dimensions	W	2760mm
	D	1390mm
	H	770mm
	SH	555mm



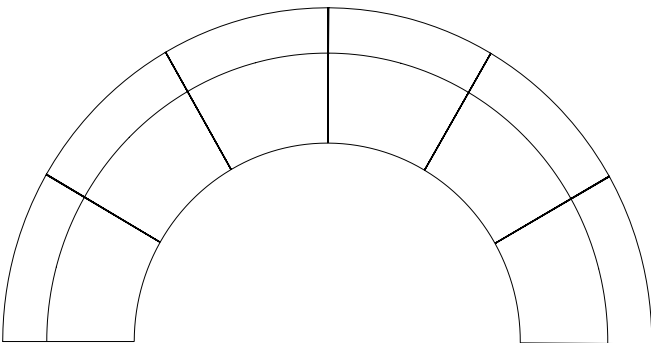
Four Piece Concave 45° Segments with Bench

Dimensions	W	3150mm
	D	1360mm
	H	450mm
	SH	555mm



Six Piece Concave 30° Segments

Dimensions	W	3500mm
	D	1700mm
	H	450mm
	SH	555mm



The versatility of the Pisa round sofa makes the perfect seating option for breakout and ad-hoc meeting areas. With a smooth aesthetic design and clever modular construction, our Pisa offers multiple configurations. To add privacy, extra back and neck support this sofa is available in a tall back configuration.



AWM. AMAROO

AWM is committed to adopting processes and practices aimed at reducing our environmental footprint whilst maintaining a superior level of quality. As a result of our diligence and leadership within this area, AWM is certified for a number of quality and environmental accreditations that acknowledge our commitment to producing superior quality products with as minimal environmental impact as possible.



ISO 9001
Quality
Management



ISO 14001
Environmental
Management



ISO 45001
Health & Safety
Management

Customs House
Canberra, ACT

E. sales@awm.net.au
P. 1300 475 217

Sydney Showroom
118 Commonwealth St
Surry Hills, NSW 2010

Fairfield Factory
9 Malta St
Fairfield East, NSW 2165

Melbourne Showroom
132-134 Adderley St
West Melbourne, VIC 3003



AWM. AMAROO

Colour and swatches shown in this document are for reference only and may differ in actuality. Copyright AWM Amaroo. All concepts, photography and ideas contained within this document are private and confidential. They must not be reproduced in any way or form and remain the intellectual property of awm. All products are registered designs with ip australia.