



**AWM.
AMAROO**
DELTA ADAPT



DELTA ADAPT

Presenting the Delta Adapt table, meticulously designed to cater to your specific needs. Personalise the leg system with your choice of powder coat colours or our distinctive timber grain finish. The Delta Adapt table effortlessly fits into any room, offering a striking and adaptable addition to your space. It's the perfect choice for buyers seeking a table that reflects their individual style and preferences.



AUSTRALIAN MADE

At AWM Amaroo, our pride and passion drive our dedication to Australian manufacturing. From our design process to final production, we ensure that every product is crafted with 100% Aussie-born quality.

As a locally-based company, we are committed to delivering bespoke products that reflect the excellence of Australian craftsmanship.



Gallagher
Delta Adapt Square Table

Delta Adapt table is designed to adapt to any client's specifications. The leg system can be powder coated to your colour of choice or with our special timber grain finish. Delta Adapt table can be easily fit into any room context due to its beautiful adaptability.



333 Kent St
Delta Adapt Rectangle Table



SPECIFICATIONS

Warranty	10 Years
Lead Time	4 - 6 Weeks
Manufacture	Australia
Height	725mm*
Options	Customisable top finish Tops shape are available in round, square, and rectangle Customisable leg finishes: powder coat or timber leg Available in high table
Details	Fixed height Solid American white ash timber leg inserts Standard black or white powder coat frame Seamless integration with power & data modules, accessories, and monitor arm options
Accreditations	Australian Made GECA Certified



Base Finishes

Black Powder Coat

White Powder Coat

American White Ash

Client Specified Powder Coat[†]

Client Specified

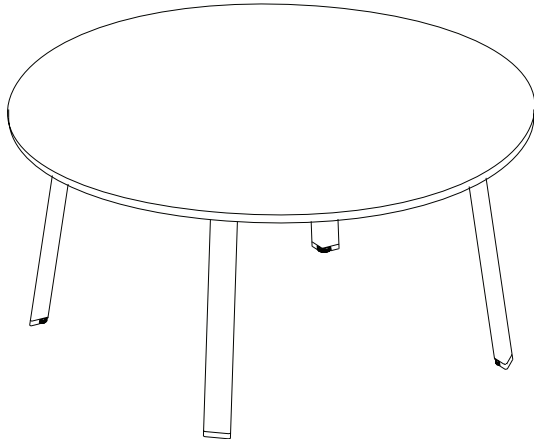

Top Finishes

*Dimensions given are for each individual worktop. Heights include the thickness of a standard 25mm worktop.
[†]Client specified powder coat is available on indent.
AWM.NET.AU

STANDARD CONFIGURATIONS

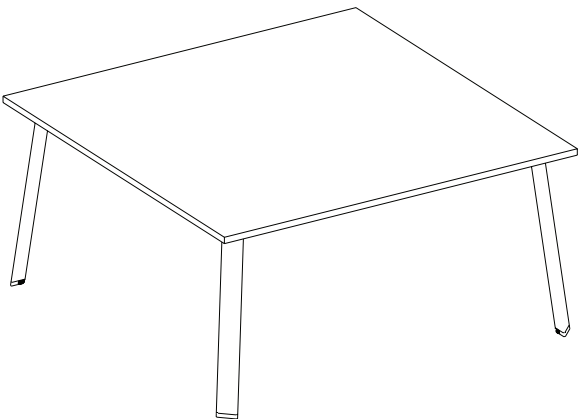
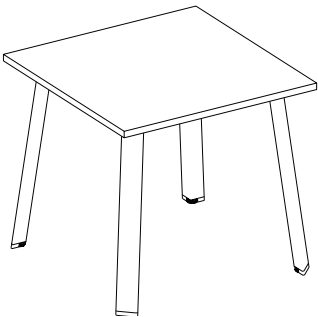
Round Table

Dimensions	W	Ø600-800mm	Dimensions	W	Ø900-1500mm
	H	725mm		H	725mm



Square Table

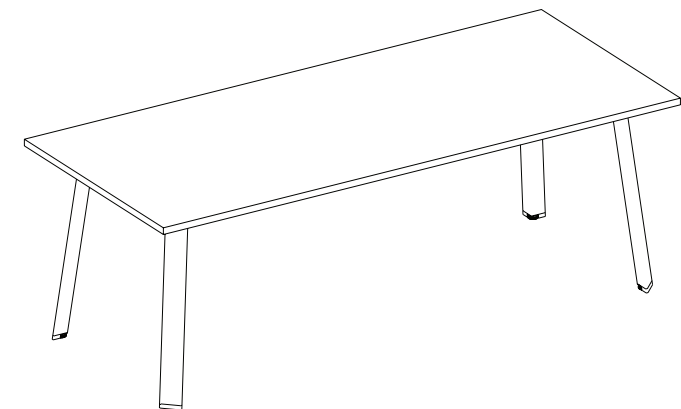
Dimensions	W	600-800mm	Dimensions	W	900-1500mm
	D	600-800mm		D	900-1500mm
	H	725mm		H	725mm



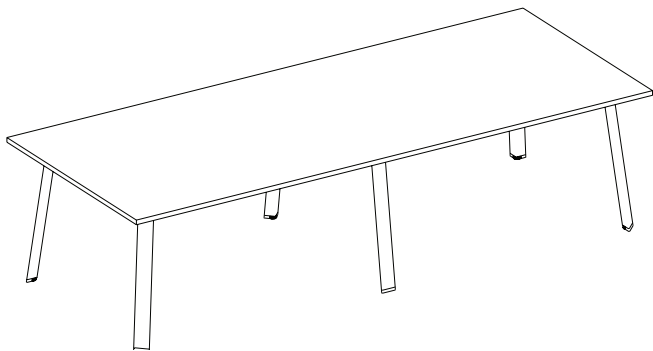
Dimensions given are for each individual worktop.Heights include the thickness of a standard 25mm worktop.

Rectangle Table

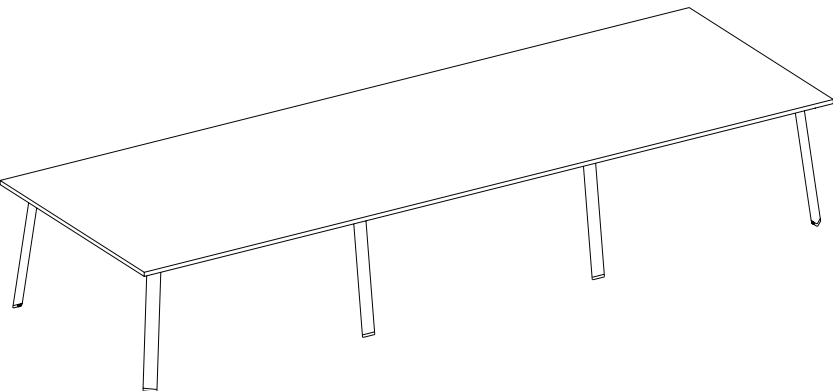
Dimensions	W	1600 - 2800mm
	D	600 - 1200mm
	H	725mm



Dimensions	W	3000 - 4000mm
	D	1200 - 1500mm
	H	725mm




Dimensions	W	4000 - 5000mm
	D	1200 - 1500mm
	H	725mm




Round High Table

Dimensions	W	Ø600-800mm
	H	1050mm



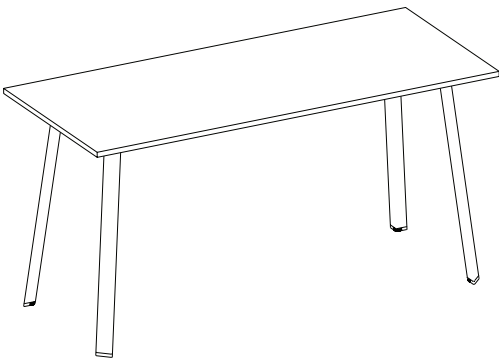
Square High Table

Dimensions	W	600-800mm
	D	600 - 800mm
	H	1050mm

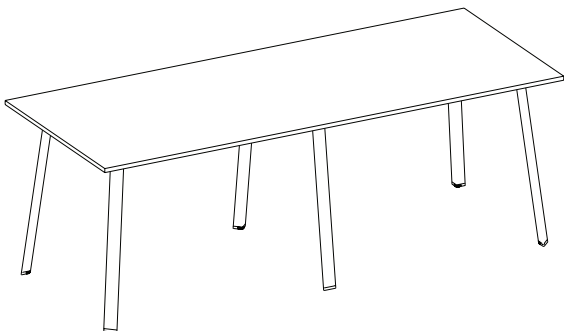


Rectangle High Table

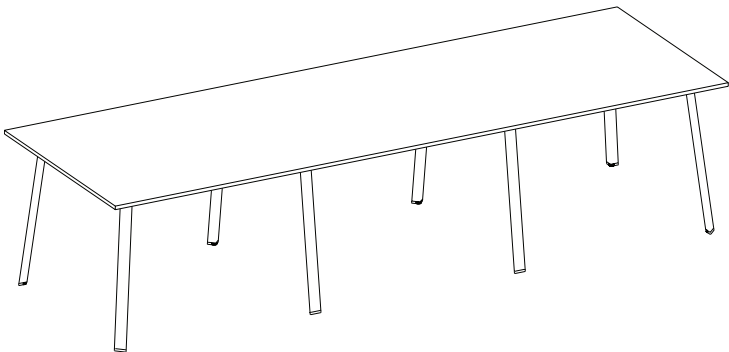
Dimensions	W	1600 - 2800mm
	D	600 - 1200mm
	H	1050mm



Dimensions	W	3000 - 4000mm
	D	1000 - 1500mm
	H	1050mm




Dimensions	W	4000 - 5000mm
	D	1000 - 1500mm
	H	1050mm





AWM. AMAROO

AWM is committed to adopting processes and practices aimed at reducing our environmental footprint whilst maintaining a superior level of quality. As a result of our diligence and leadership within this area, AWM is certified for a number of quality and environmental accreditations that acknowledge our commitment to producing superior quality products with as minimal environmental impact as possible.



Delta Adapt
Parramatta, NSW

E. sales@awm.net.au
P. 1300 475 217

Sydney Showroom
118 Commonwealth St
Surry Hills, NSW 2010

Fairfield Factory
9 Malta St
Fairfield East, NSW 2165

Melbourne Showroom
132-134 Adderley St
West Melbourne, VIC 3003



AWM. AMAROO

Colour and swatches shown in this document are for reference only and may differ in actuality. Copyright AWM Amaroo. All concepts, photography and ideas contained within this document are private and confidential. They must not be reproduced in any way or form and remain the intellectual property of awm. All products are registered designs with ip australia.