



AWM.
AMAROO
ALPHA



ALPHA

The Alpha series by AWM brings creativity and design to the workspace with its juxtaposition of the soft character of wood and industrial steel. Made from a steel top frame that can be powder coated to your colour of choice with solid timber inserts that can be stained - allowing customisation with almost endless options.



PROUDLY AUSTRALIAN

At AWM Amaroo, our pride and passion drive our dedication to Australian manufacturing. From our design process to final production, we ensure that every product is crafted with 100% Aussie-born quality.

As a locally-based company, we are committed to delivering bespoke products that reflect the excellence of Australian craftsmanship.



Alpha Workstation
174 Pacific Hwy

The Alpha is a workstation system create to inspire a collaborative work environment in a modern world.

The system has been tailored to adapt the innovation of workplace with screens and accessories that can be easily installed to create the desired office.



Alpha Workstation
Sleeves Up Office



SPECIFICATIONS

Warranty	10 Years
Lead Time	4 - 6 Weeks
Manufacture	Australia
Leg Profiles	A Leg Profile in 1550/750/550mmW
Height	725 mm*
Options	Single, back-to-back, 90-degree, and 120-degree formats Also available in meeting table and media table. Customisable finishes
Details	Steel structure finished in standard black or white powder coat Steel frame structure Solid timber leg inserts Seamless integration with power & data modules, accessories, and monitor arm options Compatibility with Single-Sided, L-Shaped, Back-to-Back, 120°, and Quad setups Solid timber leg inserts available in clear finished American White Ash
Accreditations	Australian Made



Base Finishes



Black Powder Coat



White Powder Coat



American White Ash



Client Specified†



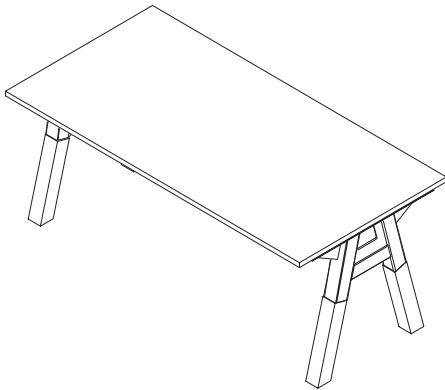
Client Specified

Top Finishes

STANDARD CONFIGURATIONS

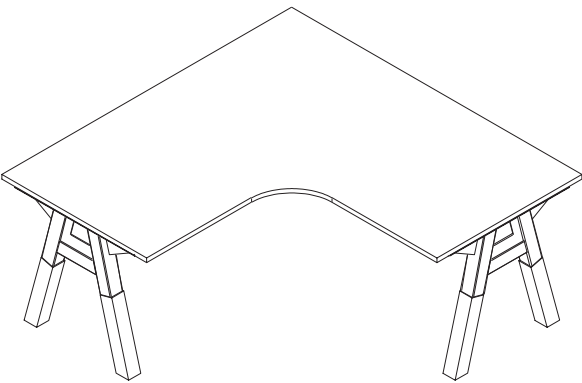
Straight Single Alpha

Dimensions	W	1500 - 2100mm
	D	700 - 1200mm
	H	725mm



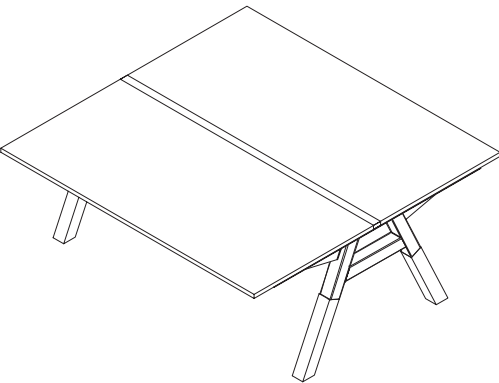
90° Alpha

Dimensions	W	1600 - 2100mm
	D	1200 - 2000mm
	H	725mm



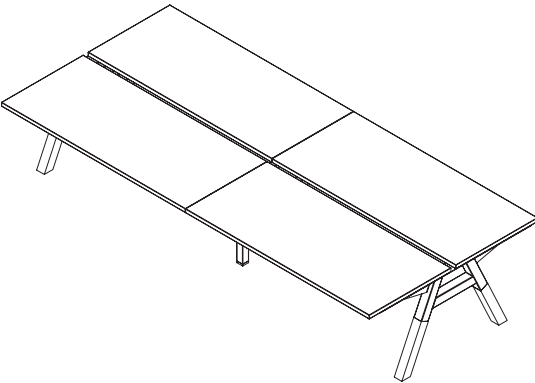
Back-to-Back Alpha

Dimensions	W	1200 - 2100mm
	D	1500 - 1800mm
	H	725mm



Cluster of 4 Alpha

Dimensions	W	3200 - 4200mm
	D	1500 - 1800mm
	H	725mm



*Dimensions given are for each individual worktop. Heights include the thickness of a standard 25mm worktop.

†Client specified powder coat is available on indent.



AWM. AMAROO

AWM is committed to adopting processes and practices aimed at reducing our environmental footprint whilst maintaining a superior level of quality. As a result of our diligence and leadership within this area, AWM is certified for a number of quality and environmental accreditations that acknowledge our commitment to producing superior quality products with as minimal environmental impact as possible.



Alpha Cluster of 6 Workstation
Sleeves Up Office

E. sales@awm.net.au
P. 1300 475 217

Sydney Showroom
118 Commonwealth St
Surry Hills, NSW 2010

Fairfield Factory
9 Malta St
Fairfield East, NSW 2165

Melbourne Showroom
132-134 Adderley St
West Melbourne, VIC 3003



AWM. AMAROO

Colour and swatches shown in this document are for reference only and may differ in actuality. Copyright AWM Amaroo. All concepts, photography and ideas contained within this document are private and confidential. They must not be reproduced in any way or form and remain the intellectual property of awm. All products are registered designs with ip australia.