

Elite In-Desk Box.




ELITE DOUBLE TABLE BOX

ELITE is a premium quality table box that has been designed to incorporate the existing table material as the lid. The combination of seamlessly incorporating the existing tabletop with OE Elsafe's sturdy undercarriage results in a professional looking high quality flush mounted box ideal for boardroom tables, conference tables and more.

The undercarriage of the ELITE has been designed to accept industry standard soft close hinges that best suit the lid material. The ELITE chassis can be ordered with any combination of Power, Data, AV and TUF USB fast charging. ELITE comes as a single or double sided option.

ELITE comes in two sections, the fully adjustable frame for easy flush mounting of the lid material and the sturdy, sleek undercarriage allowing for quick and easy installation.

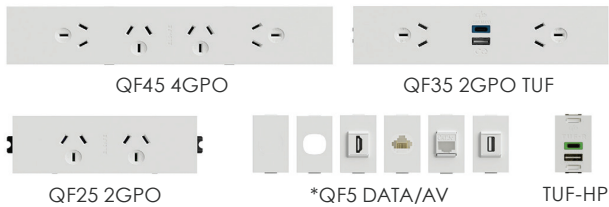


ELITE SINGLE TABLE BOX

Elite In-Desk Box.

Specifications

COMMON COMPONENTS



* Wide range of Data / AV cutouts and couplers available on request
QikFIT Modules available as standard in Black or White

Power and Data configurations available

- Power or Data only
- Power and USB Fast Charging
- Combined (Power, USB Fast Charging & Data/AV)
- TUF-HP (high powered) USB Laptop Charging option
- International Sockets available on request

FEATURES

Single or double sided incorporating the surface material as the lid (Joiner to manufacture required lids)

Lid material is edged with black brush pile to enable cable feed while keeping dust and dirt out.

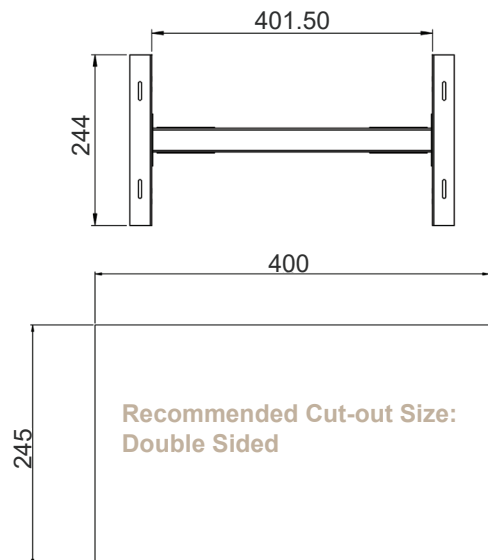
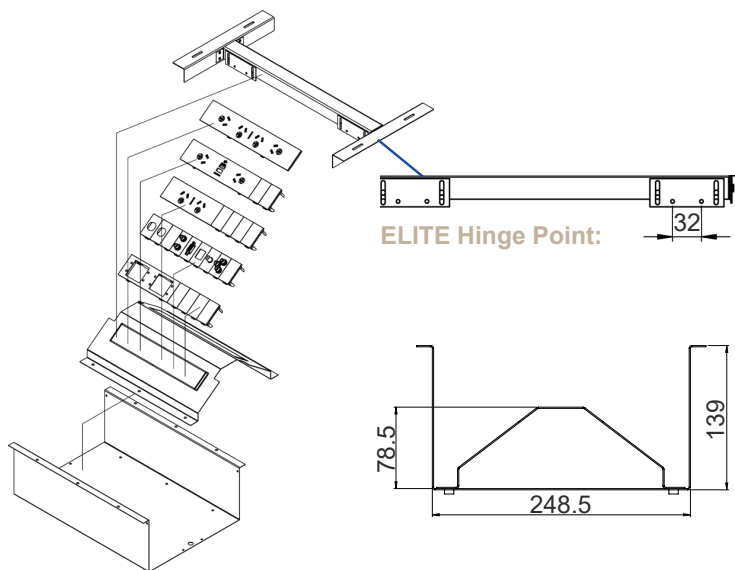
Insulation: QikFIT modules with reinforced insulation.

Testing: 100% testing – continuity, polarity, insulation & earth.

Soft Wiring (power):

Power via Wieland GST connector allows starter cables to be changed to suit requirements, especially useful during moves and changes (CHURN)

ELITE DOUBLE SIDED



ELITE SINGLE SIDED

