

Pinnacle

Workstation



AWM

**AWM
AMARO**



Features:

AWM's Pinnacle Workstation is the apex of ergonomic design and innovation. Made in Australia, it offers intelligent height adjustment, anti-collision technology, and seamless integration with AWM's workstation solutions, ensuring the highest standards of quality and functionality for your office needs.

The Pinnacle Workstation is not just versatile; it's also environmentally conscious, proudly bearing GECA Level A Certification. Manufactured in AWM's Sydney factory, it embodies sustainability and durability, making it a reliable long-term investment for your workspace.

Certifications:

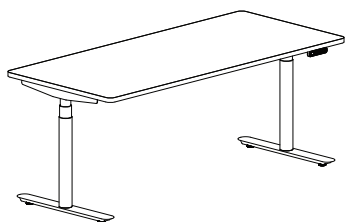


Specifications:

Warranty	10 Years
Lead Time	4 - 6 Weeks
Leg Profiles	Round - Ø70mm outer profile Rectangle - 60 x 100mm outer profile
Height Range	635 - 1280mm (including 25mm desktop)
Speed	40mm/s
Handset	3 Memory Positions Integrated anti-collision sensor
Finishes	Black (RAL 9005) or White (RAL 9016)
Certifications	GECA Level A Certified AFRDI Blue Tick Certified Australian Made

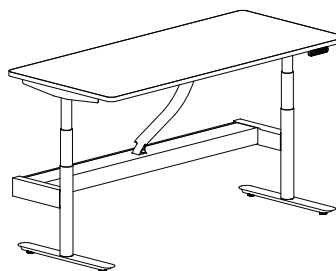
Configurations:

Single-Sided



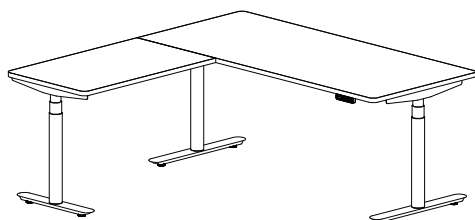
W 1200 - 2000mm
D 700 - 850mm
H 725mm / 635 - 1280mm

Single-Sided with Subway



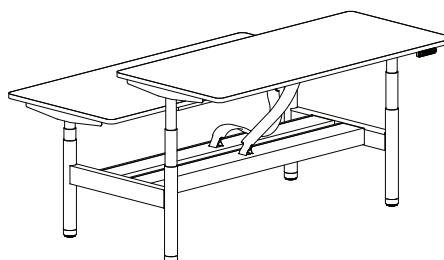
W 1200 - 2000mm
D 700 - 850mm
H 725mm / 635 - 1280mm

L-Shape



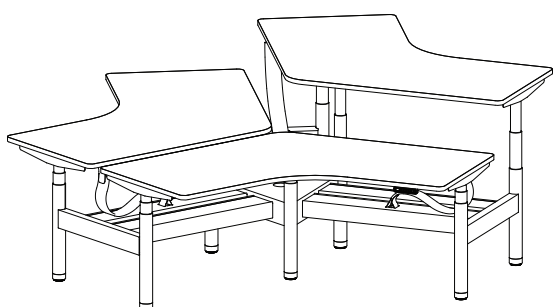
W 1200 - 2000mm x 1400 - 2000mm
D 700 - 850mm x 600 - 800mm
H 725mm / 635 - 1280mm

Back-to-Back Cluster



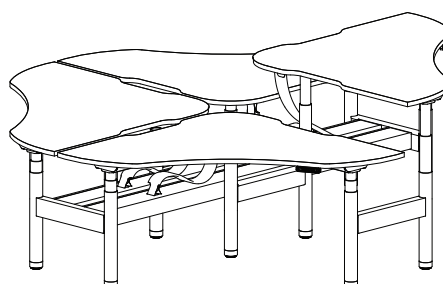
W 1200 - 2000mm
D 700 - 850mm
H 725mm / 635 - 1280mm

120° Cluster



W 1050 - 1500mm x 1050 - 1500mm
D 700 - 850mm
H 725mm / 635 - 1280mm

Quad Cluster



W 1050 - 1500mm x 1050 - 1500mm
D 700 - 850mm
H 725mm / 635 - 1280mm

Dimensions given are for each individual worktop.
Heights include the thickness of a standard 25mm worktop.